


Create Your Own Customizable Jewelry For Less: Unleash Your Inner Designer

In a world where standardized fashion often reigns supreme, expressing your individuality through unique, personalized accessories can be both empowering and satisfying. Jewelry, with its timeless appeal and endless possibilities for customization, offers a perfect outlet for unleashing your creativity and making a statement that is all your own.



DIY Statement Necklaces: Create Your Own Customizable Jewelry--For Less! by Erin Pruckno

★★★★☆ 4.4 out of 5

Language : English
File size : 30286 KB
Text-to-Speech : Enabled
Screen Reader : Supported
Enhanced typesetting : Enabled
Print length : 210 pages



While designer jewelry can often come with a hefty price tag, creating your own customizable jewelry is not only more affordable but also allows you to design pieces that perfectly match your taste, style, and budget. In this comprehensive guide, we will delve into the art of jewelry making, providing you with step-by-step instructions, helpful tips, and inspiring ideas to help you create stunning, one-of-a-kind pieces that will turn heads wherever you go.

Essential Materials and Tools

Before embarking on your jewelry-making journey, it is essential to gather the necessary materials and tools. Here is a basic list of items you will need:

- **Beads:** Available in a wide variety of materials, shapes, and colors, beads form the foundation of many jewelry designs.
- **Wire:** Used to connect beads and create intricate designs, wire comes in different gauges and can be made from materials like copper, silver, or gold-filled.
- **Pliers:** Essential for cutting, bending, and shaping wire.
- **Clasps:** Used to secure jewelry pieces, clasps come in various styles and materials.
- **Jump rings:** Small metal rings used to connect beads, charms, and other jewelry components.
- **Crimping pliers:** Used to secure jump rings and prevent them from opening.
- **Ruler or measuring tape:** For measuring and ensuring accuracy.

Jewelry Making Techniques

Once you have gathered your materials, it's time to explore the different jewelry making techniques that will help you bring your designs to life.

1. **Beading:** The art of stringing beads together to create necklaces, bracelets, and earrings. Beading techniques range from simple stringing to more advanced bead weaving patterns.

2. **Wire wrapping:** A versatile technique that involves wrapping wire around beads, stones, or other objects to create intricate designs.
3. **Metalworking:** Involves shaping and forming metal, such as silver or copper, using specialized tools and techniques.

Step-by-Step Tutorials

To help you get started, here are a few step-by-step tutorials that will guide you through the process of creating your own customizable jewelry:

Beaded Necklace:

1. Choose beads in your desired colors and shapes.
2. Measure and cut a length of wire that is twice the desired necklace length.
3. Fold the wire in half and thread the beads onto the center.
4. Bring the two ends of the wire together and twist them tightly to secure the beads.
5. Attach a clasp to each end of the wire.

Wire-Wrapped Earrings:

1. Cut a piece of wire about 10 inches long.
2. Wrap one end of the wire around a bead or stone to create a loop.
3. Wrap the remaining wire around the loop and the bead several times to secure it.
4. Shape the remaining wire into a hook or dangle.
5. Repeat steps for the second earring.

Inspirations and Ideas

To spark your creativity, here are some inspiring jewelry designs and ideas to get you started:

- **Bohemian Chic:** Create free-spirited jewelry using colorful beads, ethnic motifs, and natural materials like wood or leather.
- **Minimalist Elegance:** Opt for simple, geometric shapes and clean lines for a sophisticated and timeless look.
- **Vintage Charm:** Incorporate vintage beads, cameos, or filigree into your designs for a nostalgic touch.
- **Nature-Inspired:** Use organic shapes, gemstones, and natural materials to create jewelry that celebrates the beauty of nature.
- **Statement Pieces:** Make bold and unique pieces that are guaranteed to turn heads.

Benefits of Creating Your Own Jewelry


Beyond the joy of creating something unique and personal, making your own jewelry offers several benefits:

- **Affordability:** Creating your own jewelry is significantly more affordable than purchasing designer pieces.
- **Customization:** You have complete control over the design, materials, and colors, ensuring that each piece reflects your style and preferences.
- **Creativity and Expression:** Jewelry making is a creative outlet that allows you to express your individuality and make something truly

unique.

- **Skill Development:** As you practice, you will develop valuable skills in jewelry making techniques and design.
- **Personalization:** Creating your own jewelry allows you to add sentimental value and make pieces that hold special meaning to you.

Creating your own customizable jewelry is an enriching and rewarding experience that empowers you to express your creativity and style. By mastering basic jewelry making techniques and letting your imagination soar, you can create stunning, one-of-a-kind pieces that will become cherished accessories in your wardrobe. So gather your materials, embrace your inner designer, and embark on the journey of creating beautiful, personalized jewelry that is uniquely yours.



DIY Statement Necklaces: Create Your Own Customizable Jewelry--For Less! by Erin Pruckno

★★★★☆ 4.4 out of 5

Language : English
File size : 30286 KB
Text-to-Speech : Enabled
Screen Reader : Supported
Enhanced typesetting : Enabled
Print length : 210 pages

FREE


DOWNLOAD E-BOOK





The True Story of Murder and Betrayal

In a small town where everyone knows everyone, a shocking murder rocks the community. The victim is a beloved local woman, and her husband is quickly arrested...



Unraveling the Complexities of Human Language: A Comprehensive Guide to "Language, Cognition, and Experimental Methodology"

Language is a fundamental aspect of human cognition, enabling us to communicate, express ourselves, and interact with the world around us. Understanding how language is...