


Everything You Need to Know About Cataract Surgery



The Truth about Cataract Surgery: Everything you NEED to know about Cataract Surgery! by Carol Kicinski

★★★★☆ 4 out of 5

Language : English

File size : 33093 KB

Screen Reader : Supported

Print length : 108 pages

Lending : Enabled



What is cataract surgery?

Cataract surgery is a surgical procedure to remove the clouded lens of the eye (the cataract) and replace it with an artificial lens implant. Cataracts are a common cause of vision loss in people over the age of 50. They occur when the proteins in the lens of the eye break down and clump together, causing the lens to become cloudy.

What are the benefits of cataract surgery?

Cataract surgery can improve vision, reduce glare and halos, and relieve other symptoms of cataracts. It can also help to prevent further vision loss and improve your quality of life.

What are the risks of cataract surgery?

As with any surgery, there are some risks associated with cataract surgery. These risks include:

- Infection
- Bleeding
- Swelling
- Bruising
- Pain
- Loss of vision

What are the alternatives to cataract surgery?

There are no effective alternatives to cataract surgery. However, there are some things you can do to slow the progression of cataracts, such as:

- Wearing sunglasses to protect your eyes from UV rays
- Eating a healthy diet rich in fruits and vegetables
- Quitting smoking
- Managing your blood sugar if you have diabetes

How do I know if I need cataract surgery?

Your doctor will recommend cataract surgery if you have cataracts that are causing significant vision loss or other symptoms. The decision of whether or not to have cataract surgery is a personal one. You should discuss the risks and benefits of the procedure with your doctor to make the best decision for you.

What should I expect before cataract surgery?

Before cataract surgery, your doctor will perform a comprehensive eye exam to assess your vision and the severity of your cataracts. You will also be asked about your medical history and any medications you are taking. Your doctor will give you specific instructions on how to prepare for surgery, such as fasting for a certain period of time before the procedure.

What should I expect during cataract surgery?

Cataract surgery is typically performed on an outpatient basis, meaning you will go home the same day. The surgery usually takes about 30 minutes to an hour. You will be given local anesthesia to numb the eye, so you will not feel any pain during the procedure. During the surgery, your doctor will make a small incision in the cornea (the clear front cover of the eye) and remove the cataract using a special instrument called a phacoemulsifier. Your doctor will then insert an artificial lens implant into the eye. The incision is self-sealing, so no stitches are required.

What should I expect after cataract surgery?

After cataract surgery, you will need to wear an eye patch or shield for a few days to protect your eye. You will also need to use antibiotic eye drops to prevent infection. You should avoid strenuous activity for a few weeks after surgery. Your vision will gradually improve over the next few weeks as the swelling goes down. You should follow your doctor's instructions carefully to ensure a successful recovery.

How much does cataract surgery cost?


The cost of cataract surgery varies depending on your location, the type of surgery you have, and your insurance coverage. The average cost of

cataract surgery in the United States is between \$2,000 and \$5,000 per eye.

Is cataract surgery covered by insurance?

Most insurance plans cover cataract surgery if it is deemed medically necessary. However, you should check with your insurance provider to confirm your coverage.

Cataract surgery is a safe and effective procedure that can improve vision and relieve symptoms of cataracts. If you are considering cataract surgery, be sure to talk to your doctor to discuss the risks and benefits of the procedure and to make the best decision for you.



The Truth about Cataract Surgery: Everything you NEED to know about Cataract Surgery! by Carol Kicinski

★★★★☆ 4 out of 5

Language : English

File size : 33093 KB

Screen Reader : Supported

Print length : 108 pages

Lending : Enabled

FREE


DOWNLOAD E-BOOK





The True Story of Murder and Betrayal

In a small town where everyone knows everyone, a shocking murder rocks the community. The victim is a beloved local woman, and her husband is quickly arrested...



Unraveling the Complexities of Human Language: A Comprehensive Guide to "Language, Cognition, and Experimental Methodology"

Language is a fundamental aspect of human cognition, enabling us to communicate, express ourselves, and interact with the world around us. Understanding how language is...