


The Step-by-Step Guide to Building a Chicken Coop

Are you ready to embark on the rewarding journey of raising backyard chickens? The first step in providing your feathered friends with a comfortable and safe home is to build a chicken coop. With this comprehensive guide, we'll guide you through the entire process, from planning to construction.



The Step-By-Step How To Build A Chicken Coop

by Leon Lyons

★★★★★ 5 out of 5

Language : English
File size : 2057 KB
Text-to-Speech : Enabled
Screen Reader : Supported
Enhanced typesetting : Enabled
Print length : 11 pages
Lending : Enabled



Planning Your Chicken Coop

Before you grab your tools, it's crucial to plan your chicken coop meticulously. Here are some key factors to consider:

- **Size:** Determine the size of your coop based on the number of chickens you plan to house. A good rule of thumb is 4 square feet per chicken.

- **Location:** Choose a well-ventilated and predator-resistant location, away from potential hazards.
- **Materials:** Select durable materials such as wood, metal, or plastic. Consider insulation for climates with extreme temperatures.
- **Features:** Include essential features like nesting boxes, roosting bars, ventilation, and a door for easy access.

Building Your Chicken Coop

Now it's time to put your plan into action. Follow these steps for a successful coop construction:

1. **Framing:** Build the frame using 2x4 or 2x6 lumber. Ensure the walls are square and level.
2. **Siding:** Cover the frame with plywood, metal sheets, or plastic siding. Seal the seams to prevent drafts.
3. **Roofing:** Install a water-resistant roofing material such as shingles or metal roofing.
4. **Ventilation:** Provide adequate ventilation with vents or windows to prevent moisture buildup.
5. **Interior Features:** Install nesting boxes, roosting bars, and other interior features as per your design.
6. **Door:** Build a sturdy door that provides easy access for cleaning and egg collection.

Finishing Touches

Once your coop is structurally sound, add these finishing touches for safety and comfort:

- **Predator Protection:** Install hardware cloth or wire mesh around the coop and run to protect against predators.
- **Coop Bedding:** Provide a comfortable bedding material such as straw, wood shavings, or corncobs.
- **Water and Feeders:** Install waterers and feeders inside the coop for easy access.
- **Lighting:** If necessary, provide artificial lighting during winter months or for extended egg production.

Congratulations!

You've successfully built your own chicken coop! With proper care and maintenance, it will provide your feathered friends with a safe and comfortable home for years to come. Remember to regularly clean the coop, provide fresh water and feed, and ensure adequate ventilation.

Enjoy the rewarding experience of raising your own backyard chickens and sharing fresh, homegrown eggs with your family and friends.

Additional Tips:

- Use pressure-treated lumber to prevent rot and termites.
- Install a ramp for easy access for chickens.
- Consider adding a run or enclosed area for chickens to exercise and socialize.

- Research different chicken breeds to find the best fit for your needs.


Free Download Your Copy Today!

Unlock the secrets to building your own chicken coop with our comprehensive guide. Free Download your copy of "The Step-by-Step How to Build a Chicken Coop" today and start your journey to backyard chicken keeping!

Benefits of the Book:

- Detailed step-by-step instructions
- Clear diagrams and illustrations
- Expert tips and tricks
- Material lists and budget estimates
- Troubleshooting and problem-solving guidance

Don't wait, Free Download your copy now!




The Step-By-Step How To Build A Chicken Coop

by Leon Lyons

★★★★★ 5 out of 5


Language : English
File size : 2057 KB
Text-to-Speech : Enabled
Screen Reader : Supported
Enhanced typesetting : Enabled
Print length : 11 pages
Lending : Enabled





The True Story of Murder and Betrayal

In a small town where everyone knows everyone, a shocking murder rocks the community. The victim is a beloved local woman, and her husband is quickly arrested...



Unraveling the Complexities of Human Language: A Comprehensive Guide to "Language, Cognition, and Experimental Methodology"

Language is a fundamental aspect of human cognition, enabling us to communicate, express ourselves, and interact with the world around us. Understanding how language is...