

Unlock the Power of Web Design: Macromedia Dreamweaver MX Killer Tips

In the realm of web design, Macromedia Dreamweaver MX stands as a towering tool, empowering creators to craft captivating and functional websites. To harness its full potential, we present you with this comprehensive guide, packed with 3000 words of killer tips, tricks, and insights that will transform your web design journey.

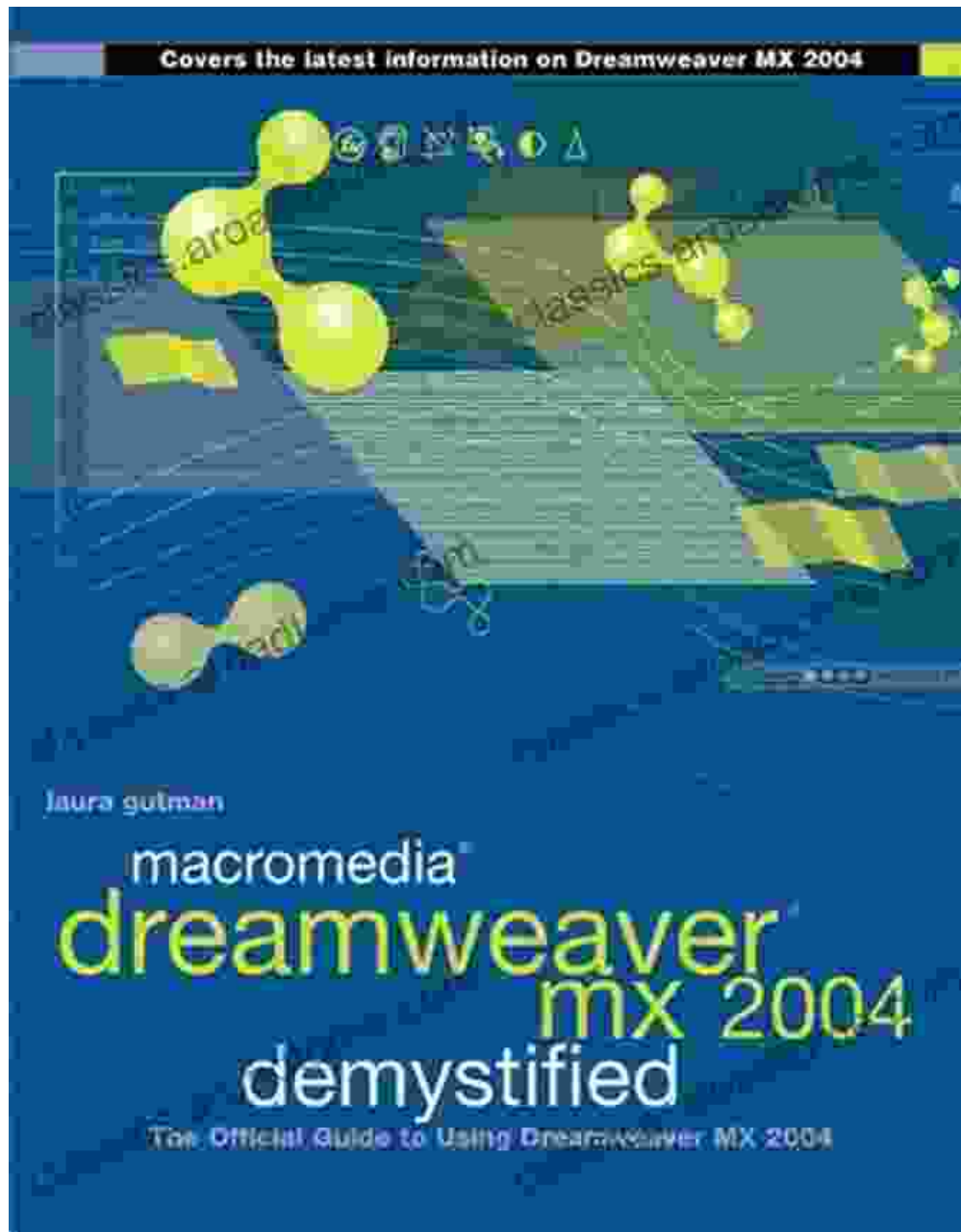


Macromedia Dreamweaver MX Killer Tips by Joseph Lowery

★★★★☆ 4.2 out of 5

Language : English
File size : 49839 KB
Text-to-Speech : Enabled
Screen Reader : Supported
Enhanced typesetting : Enabled
Print length : 264 pages





1. Unleash the Power of CSS

CSS (Cascading Style Sheets) empowers you to control the visual presentation of your website elements. By mastering CSS, you can customize fonts, colors, layouts, and animations, elevating the aesthetic appeal and usability of your designs.

- Utilize CSS selectors to target specific elements on your web page.
- Leverage CSS properties to modify the appearance, position, and behavior of elements.
- Implement CSS frameworks like Bootstrap and Foundation to streamline your development process.
- Experiment with CSS animations and transitions to add dynamic effects to your designs.

2. Master the Art of HTML

HTML (Hypertext Markup Language) serves as the backbone of web pages, providing the structure and content. By developing a solid understanding of HTML, you can create well-organized, semantic, and accessible websites.

- Familiarize yourself with HTML tags and their attributes.
- Structure your content using headings, lists, and paragraphs.
- Incorporate semantic elements such as `<h1>`, `<h2>`, `<h3>`, `<h4>`, `<h5>`, and `<h6>` for improved accessibility.
- Validate your HTML code to ensure it conforms to web standards.

3. Explore the Possibilities of JavaScript

JavaScript, a dynamic programming language, empowers you to add interactivity and functionality to your websites. With JavaScript, you can handle user input, manipulate the DOM (Document Object Model), and create dynamic effects.

- Learn the fundamentals of JavaScript syntax and data types.
- Utilize JavaScript events to respond to user actions.
- Manipulate the DOM to modify the structure and content of your website.
- Incorporate JavaScript libraries like jQuery to simplify common tasks.

4. Enhance User Experience with UX Principles

User experience (UX) plays a pivotal role in the success of your website. By adhering to UX principles, you can create websites that are intuitive, user-friendly, and enjoyable to navigate.

- Prioritize user needs and goals.
- Design for accessibility, ensuring your website is usable by all.
- Conduct user testing to gather feedback and identify areas for improvement.
- Analyze website analytics to monitor user behavior and optimize your designs accordingly.

5. Optimize for Search Engines (SEO)

Optimizing your website for search engines (SEO) is crucial for increasing visibility and attracting organic traffic. By implementing SEO best practices,

you can improve your website's ranking in search results.

- Conduct keyword research to identify relevant search terms.
- Incorporate keywords into your page titles, meta descriptions, and content.
- Build high-quality backlinks to establish credibility and authority.
- Ensure your website is mobile-friendly and loads quickly.

6. Productivity Hacks for Dreamweaver MX

Discover insider tips and tricks to enhance your productivity while working with Dreamweaver MX.

- Utilize keyboard shortcuts to expedite common tasks.
- Create custom code snippets for reusable code segments.
- Leverage Dreamweaver's built-in code editors for efficient coding.
- Automate repetitive tasks using Dreamweaver's macros.

Embarking on your web design journey with Macromedia Dreamweaver MX can be an empowering experience. By integrating the tips and tricks presented in this comprehensive guide, you will unlock a world of possibilities, enabling you to craft websites that captivate users, drive engagement, and achieve your online goals. Embrace the power of Dreamweaver MX and transform your web designs into masterpieces.

Macromedia Dreamweaver MX Killer Tips by Joseph Lowery


★★★★☆ 4.2 out of 5

Language : English

File size : 49839 KB




Text-to-Speech : Enabled
Screen Reader : Supported
Enhanced typesetting : Enabled
Print length : 264 pages



The True Story of Murder and Betrayal

In a small town where everyone knows everyone, a shocking murder rocks the community. The victim is a beloved local woman, and her husband is quickly arrested...



Unraveling the Complexities of Human Language: A Comprehensive Guide to "Language, Cognition, and Experimental Methodology"

Language is a fundamental aspect of human cognition, enabling us to communicate, express ourselves, and interact with the world around us. Understanding how language is...