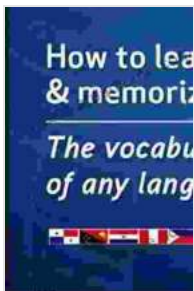


Unlock the Secrets of Vocabulary Mastery: A Guide to the Memory Palace Technique for English Learners

Embarking on a language learning journey, particularly when it involves a language as rich and nuanced as English, inevitably entails grappling with the daunting task of expanding one's vocabulary. However, fret not, intrepid language enthusiasts, for within this article lies the key to unlocking the treasure-trove of English words that await your grasp: the Memory Palace technique.

What is the Memory Palace Technique?

The Memory Palace technique, also known as the Method of Loci, is an ancient memorization strategy that has been employed by scholars, orators, and memory champions alike for centuries. Its efficacy lies in its ability to transform abstract concepts and information into vivid, memorable images that are easily recalled.



How to Learn and Memorize English Vocabulary ... Using a Memory Palace Specifically Designed for the English Language (and adaptable to many other languages too) (Special Edition for ESL Students)

by Anthony Metivier

★★★★☆ 4.2 out of 5

Language : English
File size : 827 KB
Text-to-Speech : Enabled
Screen Reader : Supported
Enhanced typesetting : Enabled
Print length : 119 pages



The technique involves creating a mental "palace" or familiar location, such as your home or a favorite park. Within this palace, you will place objects, images, or actions that represent the information you wish to memorize. By associating the information with specific locations in your palace, you create strong mental connections that enhance your recall.

How to Use the Memory Palace Technique for English Vocabulary

Applying the Memory Palace technique to English vocabulary learning is a straightforward yet highly effective process:

1. Choose a Familiar Location:

Select a place that is well-known to you and easy to visualize. This could be your home, school, or a nearby park. The more familiar you are with the location, the stronger your memory associations will be.

2. Create a Mental Map:

Take some time to create a mental map of your chosen location. Identify specific rooms, landmarks, or objects that you can use as "stations" for storing your vocabulary words.

3. Encode the Words:

Now comes the fun part! Associate each English word you want to memorize with a unique image or action. For example, if you want to

remember the word "dog," you might visualize a playful puppy bounding through the living room of your mental palace.

4. Place the Words in Your Palace:

Place the images or actions representing your vocabulary words at specific locations in your mental palace. For instance, you might place the puppy representing "dog" on the couch in your living room.

5. Review and Recall:

Regularly revisit your Memory Palace and mentally walk through the locations where you have placed your vocabulary words. As you visualize the images and actions, the corresponding words will come to mind.

Tips for Effective Use

To maximize the effectiveness of the Memory Palace technique for English vocabulary learning, consider the following tips:

- **Use Vivid Imagery:** Create images that are as vivid, distinctive, and memorable as possible.
- **Engage Multiple Senses:** Incorporate sounds, smells, tastes, and even emotions into your images to strengthen your associations.
- **Organize Your Palace:** Keep your palace well-organized and logical to facilitate easy navigation and recall.
- **Review Regularly:** The key to successful memorization is regular review. Revisit your Memory Palace frequently to reinforce your connections.

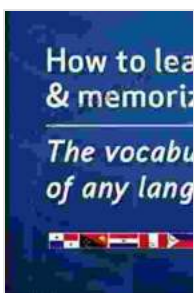
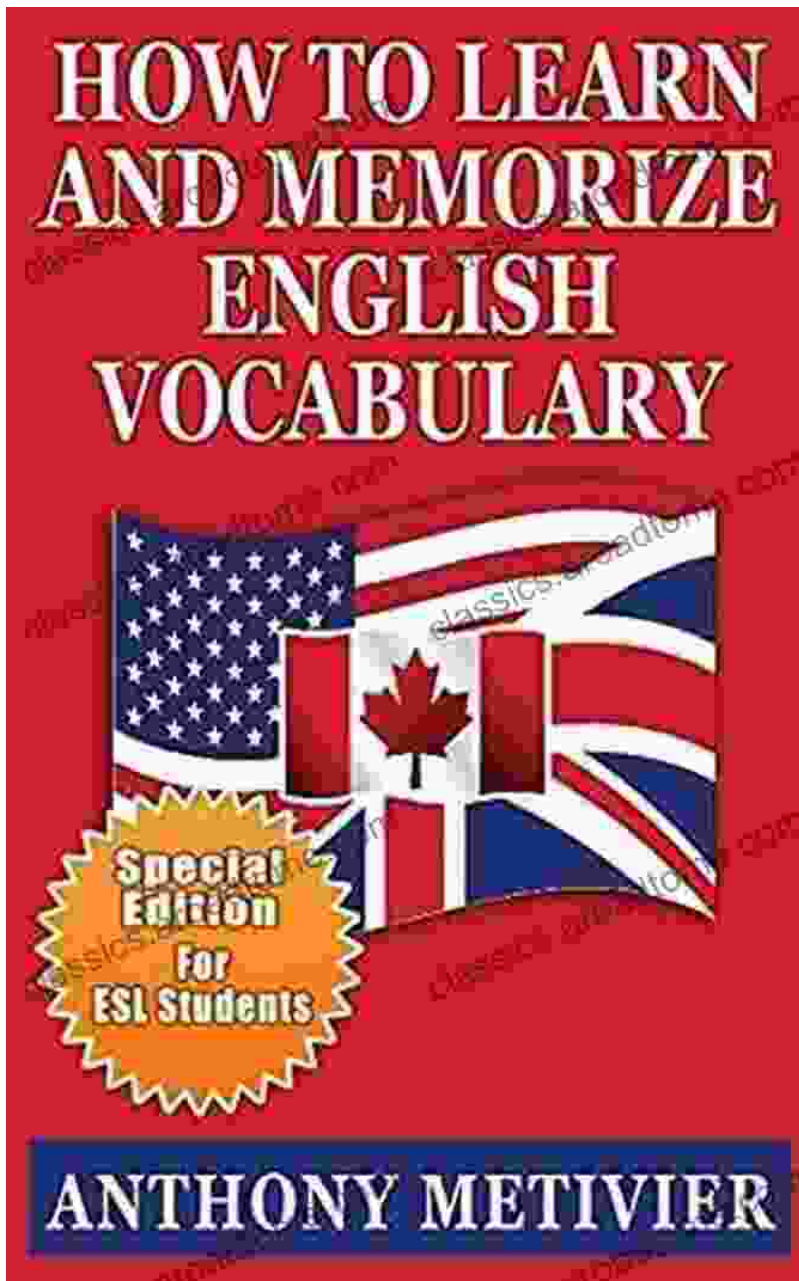
Benefits of the Memory Palace Technique

Incorporating the Memory Palace technique into your English vocabulary learning routine offers numerous benefits, including:

- **Enhanced Recall:** By creating strong mental connections, the Memory Palace technique significantly improves your ability to recall vocabulary words.
- **Increased Memory Capacity** The Memory Palace technique allows you to store a vast number of vocabulary words in your mind.
- **Facilitate Language Acquisition:** Mastering vocabulary is crucial for language acquisition. The Memory Palace technique can accelerate your progress.
- **Fun and Engaging:** Learning vocabulary through the Memory Palace technique is a fun and engaging process that makes the learning experience more enjoyable.

The Memory Palace technique is a powerful tool that can transform your English vocabulary learning journey. By creating a vivid mental palace and associating vocabulary words with memorable images and actions, you can unlock your full memory potential and master the intricacies of the English language. Embrace this ancient memorization strategy and watch your vocabulary soar to new heights!

For a comprehensive guide on using the Memory Palace technique for English vocabulary mastery, we highly recommend the book "How To Learn And Memorize English Vocabulary Using Memory Palace Specifically" by renowned language learning expert, Edward Cooke. This book provides step-by-step instructions, practical exercises, and invaluable tips to help you implement the technique effectively.




How to Learn and Memorize English Vocabulary ...
Using a Memory Palace Specifically Designed for the
English Language (and adaptable to many other
languages too) (Special Edition for ESL Students)

by Anthony Metivier

★★★★☆ 4.2 out of 5


Language : English

File size : 827 KB
Text-to-Speech : Enabled
Screen Reader : Supported
Enhanced typesetting : Enabled
Print length : 119 pages
Lending : Enabled



The True Story of Murder and Betrayal

In a small town where everyone knows everyone, a shocking murder rocks the community. The victim is a beloved local woman, and her husband is quickly arrested...



Unraveling the Complexities of Human Language: A Comprehensive Guide to "Language, Cognition, and Experimental Methodology"

Language is a fundamental aspect of human cognition, enabling us to communicate, express ourselves, and interact with the world around us. Understanding how language is...